



## **Bombori** Time & Style *ē*dition, 2020 Made in Japan

### Lampade a sospensione e da terra

#### Materiali

STRUTTURA INTERNA: massello di cedro giapponese naturale.  
PARALUME: carta giapponese (washi) con telaio in massello di cedro giapponese naturale.  
PIEDINI: acciaio verniciato a polvere colore nero.

#### Classificazione

Classe II

#### Grado di protezione

IP20

#### Tensione di alimentazione

220÷240 V- 50/60 Hz (EU)

110÷120 V- 50/60 Hz (USA)

#### Alimentazione

Tensione di rete diretta

#### Sorgente luminosa

Lampadina non inclusa

#### Lampadine compatibili

LED, E27, max. 10 W (EU)

LED, E26, max. 10 W (USA)

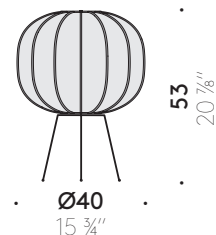
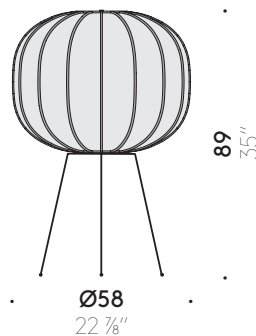
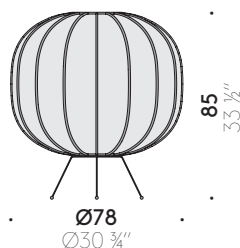
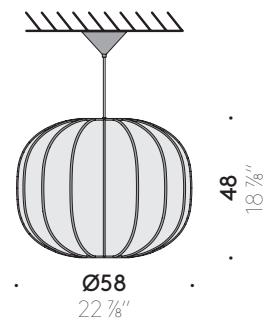

#### Indice di resa cromatica

Dipende dalla lampadina che si utilizza

#### Dimmer

Incluso (BDTL113 / BDTL112)

Non incluso (BDTL111)



+info:  
<http://www.depadova.com/materials.pdf>



## **Bombori** **Time & Style *ē*dition, 2020** **Made in Japan**

### **Pendant and floor lamps**

#### **Materials**

INTERIOR FRAME: natural solid Japanese cedarwood.

LAMPSHADE: in Japanese paper (washi) with frame in natural solid Japanese cedarwood.

FEET: black powder-coated steel.

#### **Classification**

Class II

#### **Protection category**

IP20

#### **Supply voltage**

220÷240 V- 50/60 Hz (EU)- 110÷120 V- 50/60 Hz (USA)

#### **Power supply**

Direct supply voltage

#### **Light source**

Bulb not included

#### **Compatible bulbs**

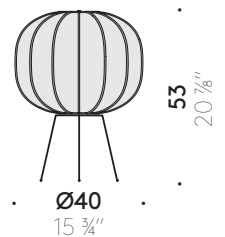
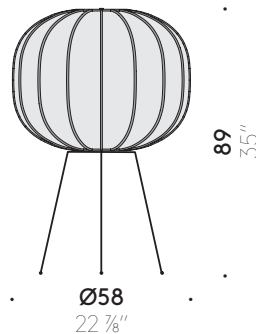
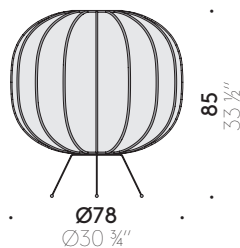
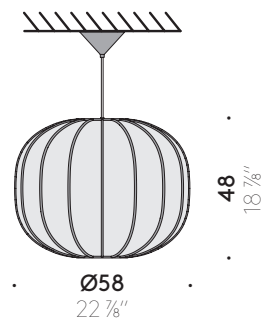
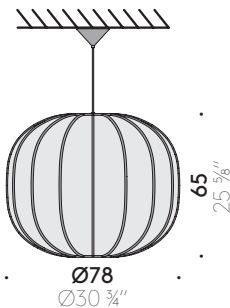
LED, E26 / E27, max. 10W

#### **Colour rendering index**

It depends on the bulb used

#### **Dimmer**

Included (BDTL113 / BDTL112), not included (BDTL111).



+info:  
<http://www.depadova.com/materials.pdf>



## **Bombori** **Time & Style *ē*dition, 2020** **Made in Japan**

### Lampes suspendues et sur pied

#### Matériaux

STRUCTURE INTERNE: massif de cèdre japonais naturel.  
ABAT-JOUR: papier japonais (washi) avec cadre en massif de cèdre japonais naturel.  
PIEDS: acier peint à poudre noir.

#### Classement

Classe II

#### Degré de protection

IP20

#### Tension d'alimentation

220÷240 V- 50/60 Hz (EU)- 110÷120 V- 50/60 Hz (USA)

#### Alimentation

Tension de réseau directe

#### Source lumineuse

Ampoule non incluse

#### Ampoules compatibles

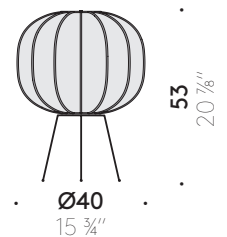
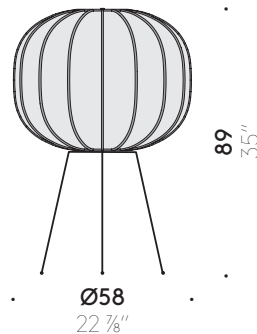
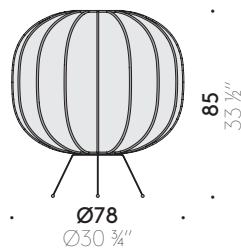
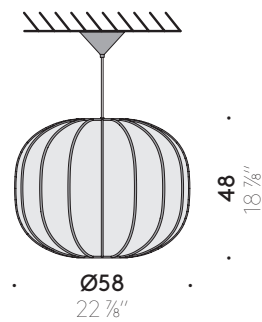
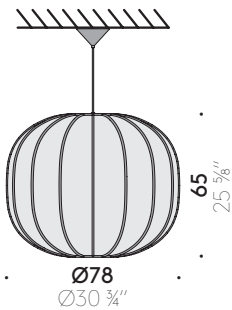
LED, E26 / E27, max. 10W

#### Index de rendement chromatique

Dépend de l'ampoule utilisée

#### Gradateur

Inclus (BDTL113 / BDTL112), non inclus (BDTL111).



+info:  
<http://www.depadova.com/materials.pdf>



## **Bombori** Time & Style **ē**dition, 2020 Made in Japan

### Hänge- und Bodenleuchte

#### Materialien

INNENGESTELL: aus japanischem Naturzedernholz massiv.  
LAMPENSCHIRM: Japanpapier (Washi) mit Gestell aus japanischem Naturzedernholz massiv.  
FÜSSE: Stahl mit Pulverlackierung, schwarz.

#### Klassifikation

Klasse II

#### Schutzart

IP20

#### Versorgungsspannung

220÷240 V- 50/60 Hz (EU)- 110÷120 V- 50/60 Hz (USA)

#### Energieversorgung

Direkte Netzspannung

#### Lichtquelle

Glühbirne nicht enthalten

#### Kompatible Glühbirne

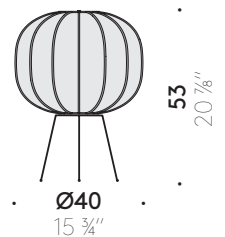
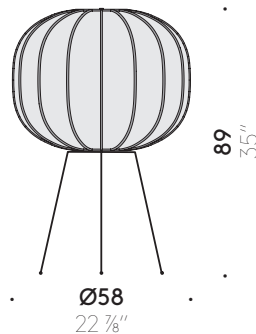
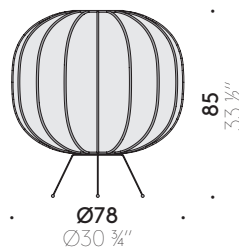
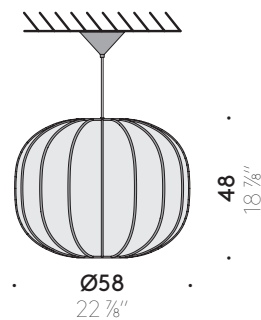
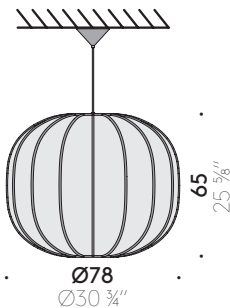
LED, E26 / E27, max. 10W

#### Farbwiedergabeindex

Es hängt von der verwendeten Glühbirne ab.

#### Dimmer

Eingeschlossen (BDTL113 / BDTL112), nicht eingeschlossen (BDTL111).



+info:  
<http://www.depadova.com/materials.pdf>



## **Bombori** **Time & Style *ē*dition, 2020** **Made in Japan**

### **Lámparas de suspensión o de pie**

#### **Materiales**

ESTRUCTURA INTERIOR: madera maciza de cedro japonés natural.  
PANTALLA: papel japonés (washi) con marco de cedro japonés macizo natural.

PIES: acero pintado en polvo color negro.

#### **Clasificación**

Clase II

#### **Grado de protección**

IP20

#### **Tensión de alimentación**

220÷240 V- 50/60 Hz (EU)- 110÷120 V- 50/60 Hz (EE.UU)

#### **Alimentación**

Tensión de red directa

#### **Fuente luminosa**

Bombilla no incluida

#### **Bombillas compatibles**

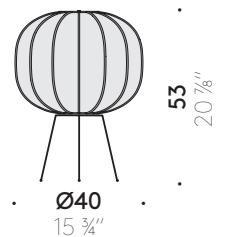
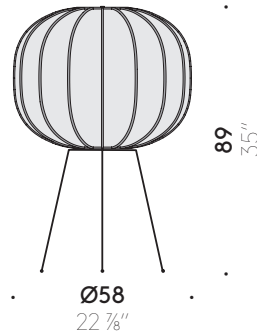
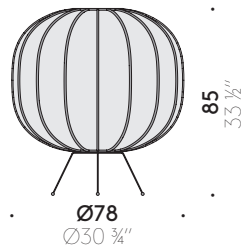
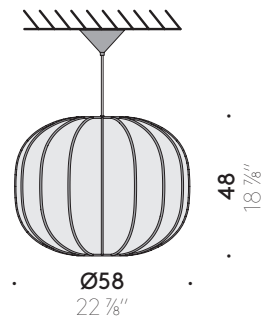
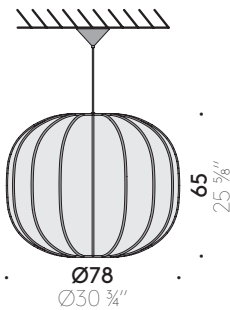
LED, E26 / E27, max. 10W

#### **Índice de rendimiento cromático**

Depende de la bombilla que se utiliza

#### **Dimmer**

Incluido (BDTL113 / BDTL112), no incluido (BDTL111).



+info:  
<http://www.depadova.com/materials.pdf>